


Simple Balloon Filling Device



fo 200 gm to 800gm balloons with a neck Diameter of 1.3"
All Parts are available at a Home Depot Store.

1. PVC CAP SCH40 3/4" (1.3" OD)
2. Barbed Fittings, UNF male pipe adapter, 1/4-28 NPT x 3/16" or Similar
3. Vinyl or Rubber Tubing 1/4" diameter 3 to 8 feet long (from Balloon to Helium Tank)
4. Cable Ties. 2 each

The Helium Tank should have a Regulator and Shut-off control Valve



Drill A hole in the top of the PVC CAP and or Tap it to 1/4 -28 threads
Screw the Barbed Fittings onto the Cap or attach it with a nut



Connect hose to Barbed Fitting



Insert the PVC Cap into the balloon
Then secure with cable ties , for an air tight fit
Now You can Easily fill the balloon.



<<< The Wrong Way